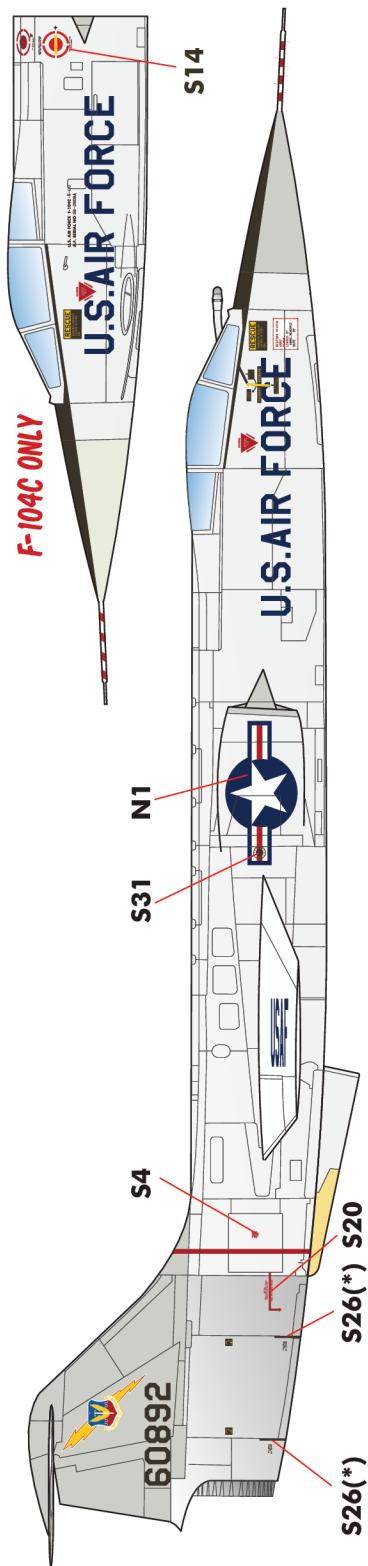
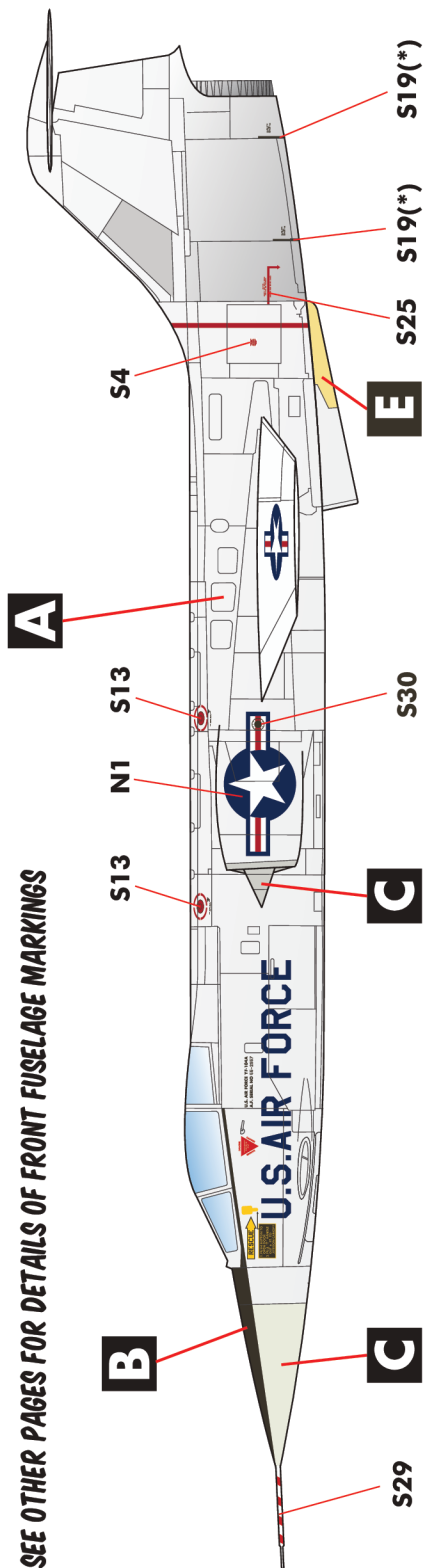


TYPICAL STENCILLING & NATIONAL INSIGNIA

SEE OTHER PAGES FOR DETAILS OF FRONT FUSELAGE MARKINGS




(*): DECALS "S19" AND "S26" WERE MISTAKENLY PRINTED AS A SINGLE DECAL - PLEASE CUT THESE MARKINGS VERTICALLY IN THE MIDDLE TO OBTAIN TWO SETS OF EACH, AND APPLY AS SHOWN.



DROP TANK MARKINGS - SEE ALSO THE TOP VIEW FOR MARKING ON TOP

TOP & BOTTOM VIEW



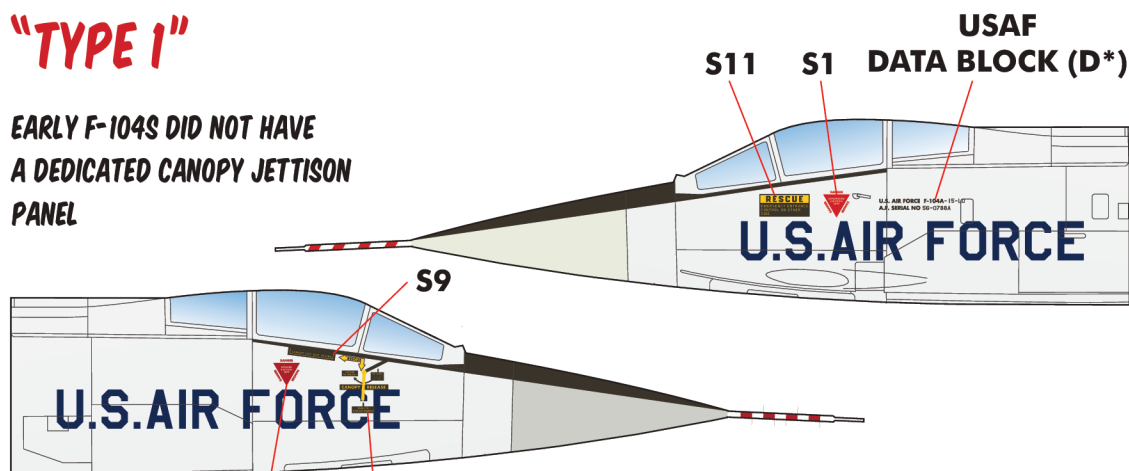
NOTE THAT THE UPPER SURFACES OF THE WINGS ARE PAINTED WHITE, WHILE THE LOWER SURFACES ARE ADC GRAY

FRONT FUSELAGE STENCILLING DETAILS

THERE WERE A FEW VARIATIONS OF THE STENCILS ON THE FRONT FUSELAGE, BASED ON THE MODIFICATIONS MADE DURING THE FIRST FEW YEARS OF THE F-104 IN USAF SERVICE. APPLY THE CORRECT STENCILLING FOR THE OPTION OF YOUR CHOICE. THE MAINTENANCE STENCILS ON THE REST OF THE AIRCRAFT WERE IDENTICAL ON ALL OPTIONS.

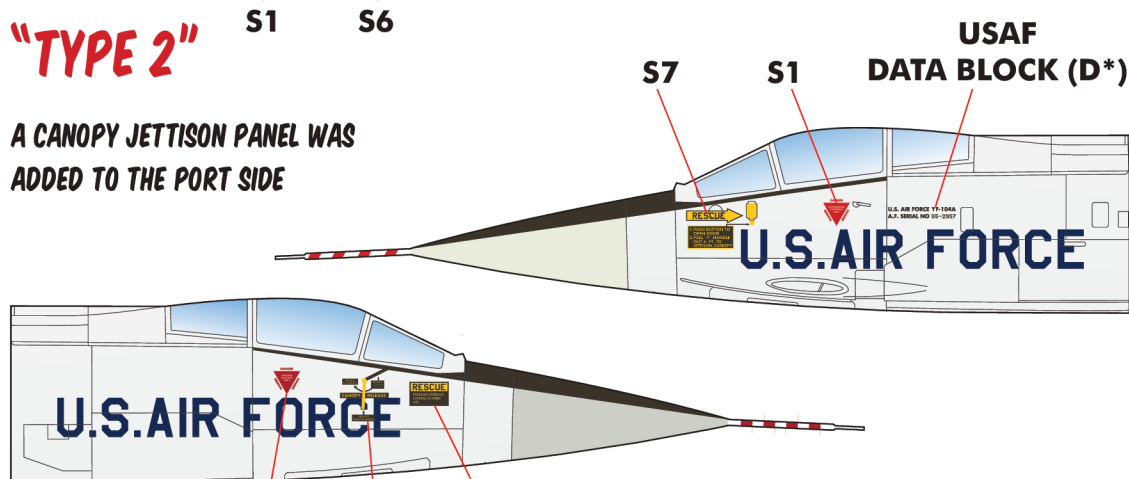
"TYPE 1"

EARLY F-104S DID NOT HAVE A DEDICATED CANOPY JETTISON PANEL



"TYPE 2"

A CANOPY JETTISON PANEL WAS ADDED TO THE PORT SIDE



"TYPE 3"

THE FEW EARLY F-104C DEPICTED ON THIS SHEET HAD THIS VARIATION

